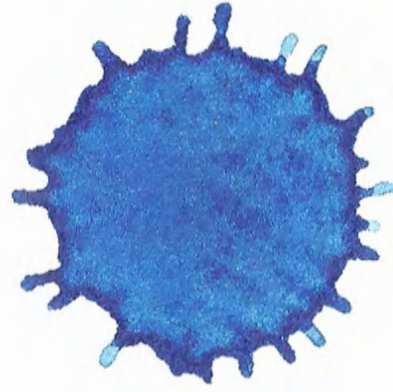


SUMMER ADULT 2021



School of Art



Silvermine Arts Center

# Spring Session 2021

**April 5 – June 27**

(12 Weeks)

**Spring Session Holidays - School closed:**  
Memorial Day – Monday, May 31

# Summer Adult Session 2021

**July 5 – August 15**

(6 Weeks)

# Summer Art Studios 2021

**June 21 - August 27**

Ages: 5-17 (10 Weeks)

## Silvermine Arts Center Coronavirus / COVID-19 Warning & Disclaimer

Despite our careful attention to cleaning and social distancing, Silvermine cannot warrant that you will not become infected with COVID-19 while using our facilities or participating in our programs. COVID-19 is extremely contagious and there is a risk of exposure and infection at any time and any place. By using our facilities or participating in our programs, you are acknowledging and accepting these risks.

Please visit our website for more details: [www.silvermineart.org](http://www.silvermineart.org)

---

**Please address inquiries  
regarding programs of study to:**

Silvermine School of Art  
1037 Silvermine Rd.  
New Canaan, CT 06840-4398

Email:  
[schooladmin@silvermineart.org](mailto:schooladmin@silvermineart.org)

Phone: 203-966-6668, ext. 2

---

## REGISTRATION INFORMATION

### Need Help Choosing the Right Course?

If you need assistance in your selection, contact the school office at 203-966-6668, x 2 or [schooladmin@silvermineart.org](mailto:schooladmin@silvermineart.org)

### How to Register?

Online: [www.silvermineart.org](http://www.silvermineart.org)

Phone: 203-966-6668, ext. 2

**NO IN-PERSON REGISTRATION, EMAIL or FAX**

---

## SCHOOL OFFICE HOURS

Monday – Friday

9 AM – 5 PM

1028 Silvermine Rd, New Canaan, CT

The school office is located across the street from the main building—to the left of the Silvermine Market.

## SCHOOL POLICIES

<https://www.silvermineart.org/school/policies/>

---

## GIFT CERTIFICATES

Silvermine School of Art has gift certificates available in any denomination you wish. Please call 203-966-6668, ext. 2 to purchase gift certificates.

---



## DRAW UNTIL YOU DROP!

Join us for a day of non-stop drawing. This is an opportunity for continuous, intensive figure drawing with a model or models in sustained poses and still life set-ups. This event is open to adults 16+ and will take place in the school building as well as various locations outside on our campus.

### Times:

**Morning Session:** 9:30 AM – 1:00 PM

**Afternoon Session:** 2:00 PM – 5:30 PM

### Price:

**Half Day:** \$20

**Full Day:** \$40

Registration is required for attendance to this event. Walk-ins will have access only to outdoor location. Masking is mandatory at this event.



## CONTENTS

<b>Adult Courses</b>	2-14
<b>Adult Workshops</b>	14-25
<b>Adult Online Courses &amp; Workshops</b>	26-29

# ADULT COURSES



## PAINTING & DRAWING

### *The Art of Landscape Painting*

Justin Wiest

**Monday | 9:30 AM - 12:30 PM**

**6 Weeks: July 05 - August 09**

Painting outdoors during the turning of the seasons is a great way to spend the morning on the beautiful grounds of Silvermine Arts Center. You will experiment with color mixing, paint application and go from a sketch to a final painting. There will be demonstrations and commentary on the history of color. Open to all levels of artists. Students can work in oils, pastels and acrylics.

**\$285.00**

### *From Studio to Field: Watercolor Landscape*

Alex McFarlane

**Monday | 9:30 AM - 12:30 PM**

**7 Weeks: July 05 - August 16**

This course is for beginners and experienced students who want to review techniques, with instruction. Watercolor painting is about technical skills that can be learned. There will be demonstrations at the beginning of every class. You will learn to develop inventive compositions and interpret your subject—still life, figure and landscape. There will be an emphasis on landscape towards the end of the semester, with the possibility of outdoor sessions.

**\$360.00**

### *Eyes, Nose & Mouth: Painting and Drawing*

Heidi Harrington

**Monday | 1:00 PM - 4:00 PM**

**3 Weeks: July 05 - July 19**

This course will focus on a different facial feature each week, exploring it in both charcoal and oil paint, or other medium of choice. There will be useful tips on how to render a feature both anatomically and expressively. There will be examples of different artist's work as well as short demonstrations, along with individual attention given to each student. It is suitable for all levels.

**\$190.00**

### ***Painting with the Purest Pigment: Pastel***


Christine Ivers

**Monday | 1:00 PM - 4:00 PM**

**8 Weeks: July 05 - August 23**

Explore the numerous ways to approach painting your favorite landscape or still life. Bring a photo of a scene that you would love to paint or bring the items you would like to set up in a still life and the instructor will help you bring it to life in a few short weeks. Enjoy working in a relaxed and encouraging atmosphere while learning more about atmospheric perspective, color temperature and drawing basics. Portraits worked from reference shots are also welcome. Open to all levels.

**\$400.00**



### ***Intermediate Still Life/Landscape Painting***

Kirill Doron

**Tuesday | 10:00 AM - 1:00 PM**

**8 Weeks: July 06 - August 24**

This course is for students with some background in drawing or painting. Working with landscape or still life, beginning oil painters will learn the fundamentals, including color, composition, form, and materials. Intermediate oil painters can hone existing skills and explore more complex challenges. Class will not be held on May 31st.

**\$400.00**

### ***Acrylic Painting for Beginners***

Nash Hyon

**Tuesday | 1:00 PM - 4:00 PM**

**8 Weeks: July 06 - August 24**

In this eight-week course geared towards beginning students we will explore the many techniques and tools, including non-traditional tools currently available for working with acrylic paints. Formal aspects of painting such as color and composition will also be covered. No drawing experience is needed- the goal is to enjoy the process while developing an understanding of the many benefits that acrylic paints offer.

**\$400.00**



### ***Introduction to the Art of Drawing***

Alex McFarlane

**Tuesday | 1:00 PM - 4:00 PM**

**8 Weeks: July 06 - August 24**

We begin by learning how to measure using our eye, how to create the proportions of our subject. When applying these methods of measurement and proportion, we give drama and expression to our drawings. Learn about shading, perspective and composition. Subjects include basic forms, the figure, portrait and landscapes. Every class will start with a demonstration and individual attention to is given each student.

**\$400.00**

## ***The Modern Still Life***

Matthew Shelley

**Tuesday | 6:00 PM - 9:00 PM**

**7 Weeks: July 06 - August 17**

The still life genre was embraced by a wide range of modern art movements. Through weekly painting exercises students will experiment with a variety of still life techniques developed by modern artists. This class is a great way to learn about 20th century modernism, and expand on one of painting's most enduring subjects.

**\$400.00**

## ***Figure Drawing and Painting***

Justin Wiest

**Tuesday | 6:30 PM - 9:30 PM**

**6 Weeks: July 06 - August 10**

Uses figure models to practice representing the figure in oil paint from observation. Employing limited palettes, we will discuss painting techniques, application, and methods for simplifying the subject. This course is recommended for beginning to intermediate painting students who are interested in figural representation in space or wish to develop their understanding of oil painting methods.

**\$285.00**

## ***The Landscape: Large & Small***

Dean Fisher

**Wednesday | 9:30 AM - 12:30 PM**

**6 Weeks: July 07 - August 11**

The primary focus of this course is on seeing sensitively and capturing precise color and tonal relationships in order to capture a convincing sense of atmosphere, depth and a fullness of all the forms in nature and how they relate together within a compelling composition.



Many people have been asking me about my up close paintings of plants and trees and if I would ever offer a course which focuses on teaching this subject matter. I decided to divide this course into two parts focusing first on painting the landscape as a vista, ie large open spaces and the second half of the course will be devoted to painting close up paintings of plants and flowers etc. \*\*This is optional as the participant may want to continue to paint the landscape as a vista, which is absolutely fine. I'm excited to offer this new option to those of you who would like to venture into this subject matter. Our painting locations will be gorgeous parks in Fairfield county, which will all have bathrooms.

**\$425.00**

## ***Painting 101: Foundation Painting***

Alex McFarlane

**Wednesday | 9:30 AM - 12:30 PM**

**7 Weeks: July 07 - August 18**

This course is for beginning and intermediate students who want to learn the techniques and procedures necessary for painting in oils or acrylics. Basic skills in drawing, composition, mixing and applying paint will be demonstrated. Subject matter will include still life, figure, portrait and landscape. You will be guided through the foundation steps towards a satisfying work of art.

**\$360.00**

## ***Big Picture: Choose Your Theme Figure, Landscape, or Still Life***

Alex McFarlane

**Wednesday | 1:00 PM - 4:00 PM**

**8 Weeks: July 07 - August 25**

This course is ideal for someone who wants to start, execute and finish one painting or drawing. For the narrative artist, there will be a sustained pose for the entire session. The still life artist will have an individual set-up tailored to meet his or her needs. For the landscape artist, there will be individual guidance in making nature look natural. There will be demonstrations.

**\$400.00**

## ***Painting with Encaustics***

Nash Hyon

**Wednesday | 1:00 PM - 4:00 PM**

**8 Weeks: July 07 - August 25**

Explore the medium that works with a mixture of beeswax and pigment, giving your paintings a beautiful surface and depth. Learn the techniques, methods and history of the medium. A demonstration will start each class, followed by time to experiment or create your own painting, with individual instruction. No painting experience necessary. The school will supply major equipment. Other supplies can be purchased locally or online. This is a small class that gives students individual attention.

**\$410.00**

## ***Foundation Drawing***

Matthew Shelley

**Wednesday | 7:00 PM - 10:00 PM**

**8 Weeks: July 07 - August 25**

This course will offer a comprehensive foundation in drawing for both beginners and those who wish to practice and brush up on their drawing skills. Working with a variety of dry materials, students learn to use line, value, gesture and perspective. Students will draw from observation; participants will learn to reorient their minds, focusing on the relationship of space rather than objects, working with still life, figure and landscape.

**\$400.00**

## ***Dynamic Figure Drawing***

Justin Wiest

**Thursday | 9:30 AM - 12:30 PM**

**6 Weeks: July 08 - August 12**

The class will focus on rendering the figure with contrasting tensions and movement. Athletic poses are common in gestural drawing but not so much in longer poses. By blocking in the gesture and concentrating on certain aspects of the pose at a time we can accommodate the model and get inspired drawings as well. Graphite, charcoal, pen and ink are some of the materials that we will explore.

**\$285.00**



## ***Introduction to Abstract Painting***

Matthew Shelley

**Thursday | 9:30 AM - 12:30 PM**

**7 Weeks: July 08 - August 19**

This course offers a survey of painting approaches to familiarize students with the basic concepts of abstraction. The class will offer a wide range of methods, from partial abstraction, to gestural abstraction, to systematic abstraction. Weekly and bi-weekly assignments will offer students an overview of the techniques and ideas that define this category of painting.

**\$360.00**



## ***Acrylic Abstract Painting***

Aleksandr Razin

**Thursday | 1:00 PM - 4:00 PM**

**8 Weeks: July 08 - August 26**

Students of all levels develop a working knowledge of abstract painting that challenges them to see and interpret in new ways. Using acrylics students will learn color, line, movement, and form, through individual instruction. Subjects include landscape and still life, as well as non-representational forms.

**\$400.00**

## ***Drawing & Painting in Combination***

Alex McFarlane

**Thursday | 7:00 PM - 9:00 PM**

**8 Weeks: July 08 - August 26**

This course is designed to instruct students in the fundamentals of drawing, composition and the basic techniques of painting. Mixing and applying paint will be demonstrated. Subjects such as still life, figure and landscape will be covered. Those who wish to draw exclusively are guided from a beginning thumbnail to a finished presentation. Likewise, the painters will learn their craft step-by-step.

**\$400.00**

## ***Abstract Painting***

Natasha Karpinskaia


**Friday | 9:30 AM - 12:30 PM**

**7 Weeks: July 09 - August 20**

This class is intended for anyone who wants to explore non-representational painting, to strengthen and develop their own voice as a painter, and take some risks with their painting. We will experiment with color, proportion, shapes and texture. This course is also suitable for those who want to have more confidence in their own way of painting. No prior experience necessary, appropriate to beginners to advanced painters.

**\$360.00**





## **PRINTMAKING**

### ***Monotype Printmaking***

Natasha Karpinskaia

**Thursday | 6:30 PM - 9:30 PM**

**6 Weeks: July 08 - August 12**

**\$320.00**

**Friday | 1:00 PM - 4:00 PM**

**4 Weeks: July 23 - August 13**

**\$225.00**

Participants will learn all the basic techniques for creating monotypes: multiple plates, chine colle', stencils and viscosity. It will focus on practicing, experimenting and letting the process lead you to new innovations. Discover endless possibilities as you print more. Emphasis is given to helping each student develop a personal knowledge of the process.

### ***The Art of COLLAGRAPHY: The Printed Collage***

Nancy McTague-Stock

**Tuesday | 1:00 PM - 4:00 PM**

**3 Weeks: July 27 - August 10**

Do you like collage? Then this is the course for you! Nancy will work with each student to explore their creative intentions through this process of combining your love for collage and your interest in printmaking. Week One, you will create designs for your collagraph plates and begin planning your plates. Week Two, you will create your printing plates and begin initial printing. Week Three, you will create multiple prints using a variety of processes and go home with a portfolio of prints! No prior experience in any artmaking is necessary! Enjoy with a friend or family member.

**\$195.00**



## **CERAMICS**

### ***Pottery: Throwing & Hand Building for All Levels***

Jon Puzzuoli

**Monday | 1:00 PM - 4:00 PM**

**6 Weeks: July 05 - August 09**

This course is for the student with no previous experience or for those seeking further development of hand building, throwing and glazing skills. Basic throwing and more advanced techniques will be taught as well as many hand-building methods including slab, coil, dowel, pinch, and the use of textures. Numerous demonstrations and individual coaching are offered. Students can work at their own pace and experimentation is always encouraged.

**\$300.00**

### ***Intermediate and Advanced Wheel Throwing***

Rob Pursell

**Tuesday | 9:00 AM - 12:00 PM**

**6 Weeks: July 06 - August 10**

**Wednesday | 1:00 PM - 4:00 PM**

**6 Weeks: July 07 - August 11**

Focusing on functional forms we will explore pots for daily use. Group discussion will drive demonstrations including wheel throwing techniques, altering, decorating, and glazing. Basic wheel proficiency expected as students will work individually towards advancing technical skills and developing personal style to create pieces that excite.

**\$300.00**

### ***Exploring Soda Firing***

Jon Puzzuoli

**Tuesday | 3:30 PM - 6:30 PM**

**6 Weeks: July 06 - August 10**



Create work, glaze and fire your pottery in our newly built Soda Kiln and learn about this unique firing process from beginning to end. During the beginning of the semester we design work with this firing method in mind. Weekly demos will refine your skills and individual instruction. Mid semester, we will explore flashing slips and 7 new glazes, including new crystalline matte and ash glazes. As a class we will then prep for the firing and strategically load the kiln. At the end of the semester, we will fire the kiln collectively and participate in adding wood, baking soda and salt through the kilning. The class will also have access to the gas reduction kiln.

**\$300.00**

## **Potter's Wheel for All Levels**

Jon Puzzuoli

**Tuesday | 7:00 PM - 10:00 PM**  
**6 Weeks: July 06 - August 10**

**Thursday | 7:00 PM - 10:00 PM**  
**6 Weeks: July 08 - August 12**

Whether you are new to the potter's wheel or wish to build upon your existing skills, this class will fill your needs. Beginners will be taught the important skills needed to create a vessel on the wheel. For those who have more experience, the class will focus on more complex shapes, various surface textures and alternative glazing methods. Class demos as well as individual instruction will be provided.

**\$300.00**

## **Wheel Throwing and Hand Building: Beginning and Intermediate**

Lynda Carroll James

**Wednesday | 10:00 AM - 1:00 PM**  
**6 Weeks: July 07 - August 11**

Beginner and Intermediate students will explore a variety of wheel throwing, hand building, and surfacing, and glazing techniques will be covered. The emphasis is on using skills to build pieces on and off the wheel. Personal creativity will be encouraged.

**\$300.00**

## **Pottery & Vessel Sculpture: Intermediate to Advanced**

Keiko Ashida

**Thursday | 10:00 AM - 1:00 PM**  
**6 Weeks: July 08 - August 12**

Intermediate and advanced students will explore alternative methods. A variety of wheel throwing, hand building, and surfacing, and glazing techniques will be covered. The emphasis is on using skills to build vessel sculptures on and off the wheel. Personal creativity will be encouraged.

**\$300.00**



## **Basic Pottery**

Alison Keating

**Saturday | 10:00 AM - 1:00 PM**  
**6 Weeks: July 10 - August 14**

Designed for both the newcomer and those with a little experience, this class will focus on wheel throwing basics. Novices will learn key foundational skills needed to throw, trim, and glaze vessels. Beginning potters with some wheel experience can refine their technique and work towards greater proficiency and consistency. Students will progress at their own pace through individualized guidance and support. With an emphasis on fundamentals, we'll begin to explore the dynamic and transformative process of creating functional art from a lump of clay.

**\$300.00**



## **WOODWORKING**

### ***Introduction to Woodworking***

Mark Andreas

**Monday | 1:00 PM - 4:00 PM**

**6 Weeks: July 05 - August 09**

There are many mediums in sculpture but none so versatile as wood. Bent, carved, glued, or fastened, wood has been holding up the world we live in. This class is designed to engage the student in the many facets of this wonderful material including many of the tools and techniques used in working with it. All levels of experience are welcome.

**\$335.00**

### ***Furniture Building & the Art of Carpentry***

Mark Andreas

**Tuesday | 1:30 PM - 4:30 PM**

**6 Weeks: July 06 - August 10**

**Tuesday | 7:00 PM - 10:00 PM**

**6 Weeks: July 06 - August 10**

Students with no experience working with wood will set an introduction to tools and equipment. There will be lectures and demonstrations throughout the course. Learn to create furniture out of wood using hand and power tools. Materials discussed at the first class.

**\$335.00**





## **SCULPTURE**

### ***Metal Sculpture All Levels***

Mark Andreas

**Monday | 6:30 PM - 10:00 PM**

**6 Weeks: July 05 - August 09**

Learn the methods and techniques to create traditional, contemporary and functional three-dimensional pieces of art. There will be demonstrations of various pieces of equipment, including oxy-acetylene and electric arc welding. Students should wear cotton clothing with long-sleeves and long pants, work boots and no open toed shoes. Long hair must be tied back. Bring work gloves. Materials discussed at the first class.

**\$400.00**

### ***Go Figure: Sketch in Clay***

Janice Mauro

**Tuesday | 9:30 AM - 12:30 PM**

**7 Weeks: July 06 - August 17**

Sculpt from the live model a small figure in clay. We will change the pose and model every two weeks. These fresh, animated sketches will be a catalog for future more finished work. The student will also appreciate the qualities of working quickly with the understanding of capturing the essence of the figure. All pieces will be hollowed, air-dried and fired. All levels welcome. There will be an additional fee for firing pieces.

**\$415.00**



### ***The Art of Stone Sculpture***

Andrew Davis

**Thursday | 1:00 PM - 4:00 PM**

**6 Weeks: July 08 - August 12**

**Thursday | 7:00 PM - 10:00 PM**

**6 Weeks: July 08 - August 12**

Students will learn, through hands-on experience and demonstrations, this timeless art of sculpting stone and working with various types of stone. Experience hand and power tools while executing a stone piece. You will be taken through the entire process from stone selection to carving and polishing.

**\$335.00**



## **SPECIAL STUDIES**

### ***Sogetsu Ikebana: The Japanese Art of Flower Arrangement***

Shizue Pleasanton

**Wednesday | 10:00 AM - 12:00 PM**

**8 Weeks: July 07 - August 25**

Sogetsu Ikebana is much more than “Japanese flower arranging,” it is a modern form of an ancient art of sculpture with living materials. Students will learn the traditional principles and aesthetic disciplines, combined with creative energies to capture, express and enhance natural beauty. Students should bring vessels, shears, pin-holders and plant materials or you can purchase some plant materials from the instructor for a nominal cost.

**\$325.00**



## **PHOTOGRAPHY & DIGITAL ARTS**

### ***Darkroom Photography I - Developing Black & White Film (Ages: 16+)***

Lydia Mackela

**Monday | 6:00 PM - 8:00 PM**

**4 Weeks: July 05 - July 26**

Learn to process black and white film from start to finish! This course is for all levels who want to learn the basics or to refresh their skills of using 35mm black & white film and how to develop it yourself. Skills learned include: basics of the photographic darkroom, 35mm cameras, developing film in a darkroom or at home, professional to experimental development techniques, and how to bring your film into the digital world. Bring your own 35mm camera or try one, no camera needed. Chemistry included.

**\$215.00**

## ***Basic Digital Photography: In the Field/On Location***

Bruce Dunbar

**Wednesday | 10:00 AM - 12:00 PM**

**3 Weeks: July 07 - July 21**

Learn photography by doing photography. Learn your camera's controls while making photographs. See how shutter speed, aperture and ISO work by making your own examples and visual records. Each class will be held at a different location.

**\$150.00**



## ***Darkroom Photography II - Printing Black & White Photos (Ages: 16+)***

Lydia Mackela

**Monday | 6:00 PM - 8:00 PM**

**4 Weeks: August 02 - August 23**

Take your darkroom knowledge to the next level or refresh your skills. Learn to print contact sheet(s) of your rolls of film and black and white images from the negatives, and take home frame-ready prints! Learn about contact printing, enlarging negatives, proper archival storage of prints. Bring black & white film from your own collection or from the Darkroom Photography I course!

**\$215.00**



## **MIXED MEDIA & COLLAGE**

### ***Mixed Media Expression***

Natasha Karpinskaia

**Thursday | 1:00 PM - 4:00 PM**

**8 Weeks: July 08 - August 26**

Mixed media techniques is about play and free expression. This class will explore various approaches to mixed media, including painting with collage and drawing, as well as use of found and recycled materials. Stencils, pencils, pastels will also be introduced. The goal is to develop personal visual language, figurative or abstract, or a combination of both.

**\$400.00**



## **JEWELRY & METAL ARTS**

### ***Intermediate Jewelry & Silversmithing***

Gail Bradshaw

**Tuesday | 10:00 AM - 2:00 PM**

**5 Weeks: July 06 - August 17**


**Wednesday | 10:00 AM - 2:00 PM**

**5 Weeks: July 07 - August 18**

This intermediate jewelry class is designed to build on metalworking skills learned in the Basic Jewelry course, with the goal of refining proficiency and adding more advanced jewelry techniques and design abilities. Project choices are flexible focusing on student needs and enhancing the student's skill set. The school will provide base metal (nickel, brass, copper) and silver will be purchased from the instructor. Plan for cash purchases of \$20-\$40. **(Tuesday class will not meet July 27<sup>th</sup>, August 3<sup>rd</sup>.) (Wednesday class will not meet July 28<sup>th</sup>, August 4<sup>th</sup>.)**

**\$380.00**

## **ADULT WORKSHOPS**



## **PAINTING & DRAWING**

### ***One Night Stand: Fluid Acrylic Pours***

Nash Hyon

**Friday | 7:00 PM - 9:00 PM**

**1 Day: July 09**

Come learn the techniques, tips and tricks of acrylic pours in this fun, interactive workshop. Learn various techniques to create abstract paintings without any painting experience. Each person will do two different pours on canvas that create multi-colored abstract designs. Please come dressed for mess. Bring two pizza boxes that fits two 12 x 12 canvases to take home wet artwork.

**\$60.00**



## ***Loosen Up***

Souby Boski

**Saturday | 10:30 AM - 3:30 PM**

**1 Day: July 10**

Students will learn how to loosen up and apply their paint in a more gestural, painterly manner. Techniques and observations on what it will take to "loosen-up" your paintings. Nearly all of these tips have a common denominator - simplification. The more you simplify what you do, the more it frees your mind to concentrate on staying loose. Students will practice using bigger brushes, more paint and working faster. We will take color to new unexpected places, departing from realism.

**\$150.00**

## ***One Night Stand: Joy of Watercolor en Plein Air with Live Music***

Karen Siegel

**Friday | 7:00 PM - 9:00 PM**

**1 Day: July 16**

Learn how to paint a landscape step-by-step. We will explore various watercolor techniques including color mixing and shading while professional acoustic bass musician will improvise during the class. Discover your creative process in a relaxed environment while listening to live music! Music by Mary McSweeney.

**\$60.00**

## ***Painting Acrylic Techniques***

Natasha Karpinskaia

**Saturday, Sunday | 10:00 AM - 3:00 PM**

**2 Days: July 17 - July 18**

This one-day workshop is designed for artists working in acrylics and intended to help them master various applications of acrylic paint including dry brushing that feels like drawing with paint, washing that creates a thin veil of color, dabbing for adding texture, sponging and detailing. Participants will experiment with various techniques and create artworks using them. Silvermine provides all materials.

**\$150.00**

## ***One Night Stand: Acrylic Painting the Masters***

Nash Hyon

**Friday | 7:00 PM - 9:00 PM**

**1 Day: July 23**

Learn to work with acrylic paints by painting your own version of a famous artist's painting. Art students have been doing this for generations and we will show you how to transfer the image along with basic acrylic painting techniques. You don't need to know how to draw! In the past we have done paintings by Van Gogh and Cezanne, in this workshop we will be using a painting by Georgia O'Keefe. Have fun and create your own masterpiece! All supplies are included.

**\$60.00**

## ***Introduction to Encaustic Painting (Hot Wax)***

Nash Hyon

**Saturday | 10:00 AM - 3:00 PM**

**1 Day: July 24**

Love how encaustic paintings look? Want to know more about it and try it out without a large investment of time or materials? In this workshop you will learn all the basics including, tools, techniques, and safety. After demonstrations, you will have time to work hands-on with this unique and historic medium. The school will supply all of the equipment. Please see our website for additional materials you should bring.

**\$160.00**

## ***Abstract Painting: Your Choice Floral, Landscape or Figure in Symbols and Color***

Dmitri Wright

**Friday, Saturday, Sunday | 10:00 AM - 3:00 PM**

**3 Days: July 30 - August 01**

Develop your own unique personal vision as an abstract painter and explore new ideas via the art of the creative process. Focus will be on the abstraction from the representative in applying one's personal perception, temperament and aesthetical beauty for more expressive freedom in chosen subject: such as figure, floral or landscape. There will be painting demonstrations and examples of color and compositional theory, in addition to playful exercises in working large, both individually and collectively. Students at all levels are welcome to work in any medium of their choice.

**\$245.00**

## ***One Night Stand: Fluid Acrylic Pours II***

Nash Hyon

**Friday | 7:00 PM - 9:00 PM**

**1 Day: August 06**

Loved doing fluid acrylic pours? Acrylic Pours II will go beyond the "dirty" pour technique to two new ways to create unique, multi-colored abstract designs on canvas. The school supplies all materials but please bring boxes (pizza ones work best) or metal roasting pan that fits two 12 x 12 canvases to bring your WET canvases home while keeping them flat. Dress for a mess! Participant should have attended Acrylic Pour I.

**\$60.00**

## ***The Cubist Still Life***

Matthew Shelley

**Friday, Saturday, Sunday | 10:00 AM - 1:00 PM**

**3 Days: August 06 - August 08**

Still life arrangements were one of the key subjects for the development of cubist painting. This class focuses on painting still life from direct observation with a still life approach. This is a great workshop for anyone looking to add new life and variety to still life paintings, or for students who would like to know more about the foundations of abstract painting.

**\$165.00**

## ***Figure Abstract Painting***

Natasha Karpinskaia

**Saturday, Sunday | 10:00 AM - 3:00 PM**

**2 Days: August 07 - August 08**

This workshop is designed for painters interested in exploring more deeply the fundamental elements that come together to create a successful abstract painting working with the figure model. There will be a focus on building a personal abstract language, as students will be given ample time to work independently with their own materials. There will be discussion of the work throughout class, as well as group critiques.

**\$295.00**

## ***Beginning Watercolors***

Wendy MacCordy

**Saturday, Sunday | 10:00 AM - 3:00 PM**

**2 Days: August 07 - August 08**

Experience the fun of watercolor painting. This workshop is designed for students who are beginners in watercolors and would like to learn the fundamentals of the medium. We will explore watercolor materials, techniques, and color mixing in a relaxed atmosphere. There will be demonstrations every day and lots of individual attention. Bring your own photographs for painting inspiration.

**\$120.00**

## ***Contemporary Impressionism and Beyond: Experience to Expression***

Dmitri Wright

**Friday, Saturday, Sunday | 10:00 AM - 3:00 PM**

**3 Days: August 13 - August 15**

Develop our own unique style while discovering the philosophy and techniques used by the impressionist masters. Such methods used by the impressionists were taken from the classical and today used by the modernists are the tools you will learn from illustrative to the abstract. Students from all levels and interests, as well as those working in all materials and methods are welcomed from classical to abstract.

**\$245.00**



## **PRINTMAKING**

### ***Experimental Intaglio Printmaking Techniques***

David Gesualdi

**Saturday, Sunday | 10:00 AM - 3:30 PM**

**2 Days: August 14 - August 15**

Students will be encouraged to experiment with the wide range of materials and tools that can be utilized to create intaglio printing plates. Demonstrations will be given in etching, drypoint, carborundum aquatint, embossing, and collagraph. Various mark making techniques will be introduced using traditional etching and engraving tools to experimental methods including, flexible shaft grinders and other motorized tools. The plates will be printed on press and a wide range of printing techniques will be demonstrated.

**\$235.00**

### ***Alla Prima Dry Point and Etching Techniques***

David Gesualdi

**Saturday, Sunday | 10:00 AM - 3:30 PM**

**2 Days: August 28 - August 29**

Etching and Drypoint Alla Prima is a direct intaglio technique that has been utilized by artist such as Whistler and Haden to capture the impression of a fleeting moment in time. Before the drawing phase, the instructor will give instruction and a demonstration of all the various techniques that can be utilized. Once the drawing is complete we will return to Silvermine, prepare our plates for printing, and pull proofs of our final images.

**\$235.00**

## **One Night Stand: Gel Plate Printing**

Nash Hyon

**Friday | 7:00 PM - 9:00 PM**

**1 Day: July 30**

No experience needed! In this new, fun two hour workshop we will experience the magic of printing in multiple colors, design, textures and transfers using the gel plate. With water based paints multiple layers will be created by printing the same paper over and over. When these dry, the prints may be used for collage, cards, gift wrap or framed as finished artwork. You will be amazed at what you can make during the two hours of this workshop.

**\$60.00**

## **One Night Stand: Gel Plate Printing II**

Nash Hyon

**Friday | 7:00 PM - 9:00 PM**

**1 Day: August 20**

In this new 2 hour Friday night class we will take all those wonderful gel plate prints that you made and create a collage "painting" on artists panel. We will use acrylic medium and a limited selection of colors for over painting and/or to use with stencils. Have fun and create a finished piece suitable for framing. Must have taken Gel Plate I to sign up.

**\$60.00**



## **CERAMICS**

### **One Night Stand: On the Potter's Wheel**

Jon Puzzuoli

**Friday | 7:00 PM - 9:00 PM**

**1 Day: July 09**

**Friday | 7:00 PM - 9:00 PM**

**1 Day: July 30**

**Friday | 7:00 PM - 9:00 PM**

**1 Day: July 23**

**Friday | 7:00 PM - 9:00 PM**

**1 Day: August 13**

Join us for a fun evening out with friends or family! The evening will start with a wheel throwing demonstration followed by an opportunity for you to learn how to throw on the potter's wheel. You'll create your very own bowl(s) which we will glaze and fire for you to pick up at a later date. We promise you'll have a blast and it will be a different experience for you. Bring a friend, family member or a date, and enjoy the evening. The pieces will take four to six weeks to fire, and the school office will notify you when pieces are ready to be picked up.

**\$60.00**

## **Raku Workshop**

Jon Puzzuoli

**Sunday | 10:00 AM - 3:00 PM**

**1 Day: August 01**

Students bring their bisque pieces and spend the day glazing and firing in the raku kiln. We will do a combination of firings: traditional raku, and fuming techniques using horsehair and feathers. Students should use white stoneware clay, which may be purchased in advance. Pieces can be bisque fired in Silvermine's kiln two weeks prior to the date of the workshop. We will accommodate as many firings as the day allows.

Expect to get at least 5 medium size (approximately 8 x 8 x 8 inches would be considered medium size) pieces fired. Pieces should be based on cylindrical forms, not flat, or over 10 lbs. Students must wear cotton clothing that covers arms and legs, sturdy shoes, and hair must be tied back. To withdraw, students must notify the school office two weeks prior to the workshop date to receive a refund or credit. Rain date will be decided at a later date.

**\$175.00**



## **WOODWORKING**

### ***Introduction to Furniture Making Workshop***

Mark Andreas

**Saturday, Sunday | 10:00 AM - 3:00 PM**

**2 Days: July 24 - July 25**

Build a simple table in the while learning all the basics of furniture making from equipment safety to choosing wood and milling your pieces. Through demonstrations of equipment and safety rules you will create a one-of-a-kind wooden piece. Long hair must be tied back. Bring work gloves. All materials will be provided.

**\$250.00**

### ***Spoon Carving Workshop***

Mark Andreas

**Saturday | 10:00 AM - 3:00 PM**

**1 Day: August 14**

Learn the fun and satisfaction of carving your own wooden spoon. Students will be instructed in how transform a piece of wood into the newest member of their kitchen's utensils. Materials and tools will be provided.

**\$150.00**





## **SCULPTURE**

### ***Carving the Human Head & Figure in Stone***

David Gesualdi

**Saturday, Sunday | 10:00 AM - 3:30 PM**

**2 Days: July 17 - July 18**

Using their choice of marble, limestone, or alabaster, students will be introduced to a wide range of stone carving techniques geared to the carving of the human head and figure in stone. Hand tools, as well as pneumatic air hammers, will be used and demonstrated throughout the entire process. Students will be guided from the roughing out of the general planes of the head and figure through to the carving of the individual features and details. A wide variety of traditional stone carving and finishing techniques will be demonstrated. For students who do not already have a stone for use in the workshop. 30 to 40 lb. blocks of Vermont marble or Indiana limestone will be available for purchase. For students who do not have their own tools. A wide variety of tools will be available for students to use during the workshop.

**\$270.00**



## **PHOTOGRAPHY & DIGITAL ARTS**

### ***Camera Obscura & Pinhole Cameras (Ages: 16+)***

Lydia Mackela

**Saturday | 10:00 AM - 2:00 PM**

**1 Day: July 24**

Ever wonder how you can make your room into a camera? Ever wanted to make a camera out of a piece of trash? We will go back in time to the 1700's and learn where photography came from. Build and develop images from your own DIY pinhole camera. Learn contact printing from pinhole paper negatives.

**\$140.00**

## **Photoshop Crash Workshop**

Danielle Nielson

**Friday, Saturday, Sunday | 1:00 PM - 4:00 PM**

**3 Days: July 30 - August 01**

This class will focus on the basic foundation of Adobe Photoshop in step-by-step instruction. Students will learn how to navigate the interface settings, set up their canvas and documents, utilize brushes, color palettes, tool settings, and filter options. Students will leave understanding how to navigate Photoshop and its accessories and will edit photos and create beginner illustrations with a tablet.

**\$170.00**

## **Basics of Your Digital Camera**


Bruce Dunbar

**Saturday | 10:00 AM - 2:00 PM**

**1 Day: August 07**

Become familiar and comfortable with your digital camera. We will go over all the basic controls of the digital camera. Students will also learn photography terms and learn the icons that appear on the camera's LCD screen. Students will learn by seeing some examples and by doing some shooting in class to have a visual record of some of the digital camera controls.

**\$110.00**



## **Blue Photography (Ages: 16+)**

Luciana McClure

**Saturday | 10:00 AM - 2:00 PM**

**1 Day: August 14**

Discover the expressive possibilities of cyanotype- an alternative photography process that creates beautiful, blue-toned prints both in paper and fabric. Students will learn how the process works of utilizing natural (available UV) and create their own prints by using natural found materials, lace, negative strips, and anything else they would like to experiment to create their composition and create a negative space. The instructor will provide the following, but students may feel free to bring in item from their own collections as well: Diverse materials for creating negative space: coins, seeds, lace, herbs, flowers, algae, small translucent objects, unique shapely small objects.

**\$90.00**





## **SPECIAL STUDIES**

### ***Sculpt Your Own Greenlandic Inuit TUPILAQ!***

Moki Kokoris

**Friday | 9:30 AM - 12:00 PM**

**1 Day: July 09**

In this Arctic Indigenous Visual Folk Arts workshop, we will focus on Greenland's Inuit culture and folklore, specifically their tupilaqs. These small carved figurines are very meaningful for Greenlandic native people. "Tupilaq" means 'the ancestor's spirit.' They are often inspired by legendary characters of Inuit mythology, such as Sedna - Mother of the Sea. Although there are many categories of these wondrous little totemic sculptures - some being symbols of connection to a forefather, others made as tangible curses that were cast upon an enemy - we will focus mainly on the "good guys," namely those that guard their owners against peril by frightening all evils away. In the first part of the workshop, participants will learn about Greenland's Inuit people, their lifestyle and traditions, and will discover why tupilaqs are shaped as they are. After this introduction, students will be invited to design and "sculpt" their own versions of tupilaqs using self-hardening modeling clay. Wouldn't it be exciting to be protected by an ancestral spirit?(May be taken as a stand-alone workshop or in conjunction with the Cape Dorset mythical animals workshop)

**\$75.00**

### ***Create Your Own Mythical Cape Dorset Animal***

Moki Kokoris

**Friday | 1:00 PM - 3:30 PM**

**1 Day: July 09**

This Arctic Indigenous Visual Folk Arts workshop will introduce the distinctive style of Cape Dorset. The small Inuit hamlet on Dorset Island off the coast of Baffin Island in Nunavut (Arctic Canada) is known as both the "Capital of Inuit Art" and the center for traditional drawing, stone cuts and printmaking. Indigenous artists channel their creativity into works of art that represent the Inuit way of life. The stone cuts and prints have earned a worldwide reputation for their uniqueness and originality. During the first part of the workshop, participants will learn about the Cape Dorset people, their lifestyle and myths, as well as about the animals of the region, which are the central topics of the art. Students will then be encouraged to draw or paint their own decorated whimsical animals, emulating the colorful and dynamic Cape Dorset style.(This may be taken as a stand-alone workshop or in conjunction with the Greenlandic Inuit Tupilaqs workshop)

**\$75.00**





## **Traditional Calligraphy: The UNCIAL HAND**

Moki Kokoris

**Saturday | 9:30 AM - 12:00 PM**

**1 Day: July 10**

In the traditional calligraphy workshop, students will be introduced to the Uncial hand (often referred to as Celtic). A variation of which was used in the famous Book of Kells created in 800AD, Uncial is a majuscule script (written entirely in capital letters). Uncial lettering was commonly used by Latin and Greek scribes from the 4th to the 8th century AD. As we learn the script, students may use it to write their favorite Irish proverb or even a bawdy limerick. (May be taken as a stand-alone workshop or in conjunction with the Celtic Knotwork Design workshop)

**\$75.00**

## **CELTIC KNOTWORK DESIGN**

Moki Kokoris

**Saturday | 1:00 PM - 3:30 PM**

**1 Day: July 10**

Constructed using a grid method, ornamental Celtic knot borders and elements are typically complete loops without any beginning or end. Early on, these designs were used mainly for decorative purposes. Over time, people began interpreting them as the crossing of physical and spiritual paths, and as symbols for eternity and the endurance of life, love and faith. During this workshop, students will learn how to construct the basic basket-weave patterns from which they can develop their own more complex designs.(adjunct to the Uncial Hand calligraphy workshop, but could be taken as a stand-alone class)

**\$75.00**





## **JEWELRY & METAL ARTS**

### ***Jewelry & Silversmithing for the Absolute Beginner***

Gail Bradshaw

**Monday, Tuesday, Wednesday, Thursday | 10:00 AM - 1:30 PM**  
**4 Days: June 28 - July 01**

Curious how jewelry is created? This is the perfect workshop for those who always wanted to explore jewelry-making. Students will learn some of the metalsmithing tools and techniques used in jewelry construction, including sawing, texturing, soldering, and finishing. Also, you will gain an artistic appreciation for hand fabricated jewelry and leave the workshop wearing something that you made! Base metal is provided; Silver can be purchased from the instructor.

**\$285.00**

### ***Spinner Ring (Ages: 16+)***

Maureen Henriques

**Friday | 10:00 AM - 4:00 PM**  
**1 Day: July 16**

Spinner rings are just as fun to make as they are to wear! Using sterling silver sheet and wire, we will focus on simple ring construction, sizing, metal texturing, soldering, patina and polish. Experience is encouraged, but not necessary for this fidgety fun class. Materials supplied by instructor and included in workshop fee. Level: Beginner

**\$210.00**



### ***Sandcast and Stone Ring (Ages: 16+)***

Maureen Henriques

**Saturday, Sunday | 10:00 AM - 4:00 PM**  
**2 Days: July 17 - July 18**

Learn the age old art of sand casting! Using 3D printed ring blanks in various shapes, students will learn the basics of making a mold in specialty sand, using a crucible to melt silver, and cast their own ring shank. Techniques such as sanding, filing, soldering, bezel creation and setting a stone will be explored to fashion a one of a kind ring. Stone colors will vary depending on availability. Previous jewelry studio experience is strongly encouraged. Materials supplied by instructor and included in workshop fee.

**\$395.00**

### ***Lampwork Cabochon Pendant (Ages: 16+)***

Maureen Henriques

**Saturday, Sunday | 10:00 AM - 3:00 PM**

**2 Days: July 31 - August 01**

On day one, we will explore the various ways to create glass cabochons, and tackle such common problems as evenness, and design. Students will make various sizes in the style of their choosing. Day two is in the jewelry studio, where we will clean and format our cabochon with a bezel setting, design elements, and a decorative bail, to reveal a spectacular pendant. Materials supplied by instructor and included in workshop fee. Lampwork experience a must; some jewelry studio experience is encouraged.

**\$310.00**

### ***Bezel in Two Days- A Soldering Workshop***

Gail Bradshaw

**Thursday, Friday | 10:00 AM - 2:00 PM**

**2 Days: August 12 - August 13**

In this intensive workshop focused on learning to fabricate a bezel for a cabochon cut stone. This will require learning the bare bones of working with metal – sawing, filing, basic soldering and polishing. Students should provide their own cabochons and silver or these items can be purchased from the instructor. A materials list will be provided upon registration. No experience necessary. The school will provide base metal (nickel, brass, copper) if you don't wish to use silver. Plan for cash purchases of \$20-\$40, depending on quantity of silver used. Materials list will be provided upon registration for class.

**\$185.00**

### ***A Little Rain' Sterling Cloud Brooch (Ages: 16+)***

Maureen Henriques

**Saturday, Sunday | 10:00 AM - 4:00 PM**

**2 Days: August 21 - August 22**

With the strike of the texture hammer, and the twist and bend of wire, students will solder and forge their own cumulus creation. Stone "rain" drops and a tube set pin back completes this atmospheric brooch. Soldering, bezel creation and setting, drilling, sawing, texturing, and various pin catches will be some of the techniques involved. Stone colors will vary depending on availability. Experience is strongly encouraged. Materials supplied by instructor and included in workshop fee.

**\$385.00**



### ***Tube Set Earrings (Ages: 16+)***

Maureen Henriques

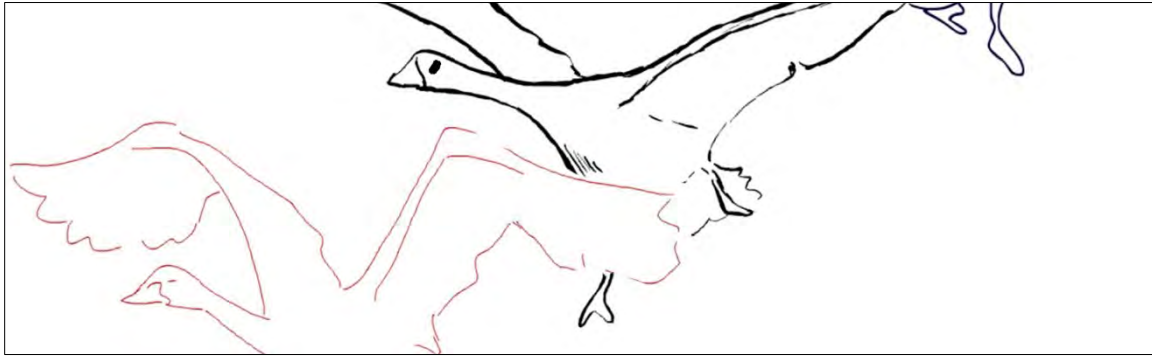
**Friday | 10:00 AM - 4:00 PM**

**1 Days: August 27**

Simple and Stylish. Tube setting is a sleek way to set round gemstones, and it's a great first step toward learning more complex settings. Students will create settings for faceted CZs using heavy wall sterling silver tubing, solder them to personalized sterling silver blanks, add ear wires, patina, polish and for the final step, set the stones. Stone colors will vary depending on availability. Experience is encouraged but not necessary.

**\$225.00**

# ADULT ONLINE COURSES



## ***Animation Basics (Adults & Teens 12+)***

R. Lee

**Wednesday | 5:00 PM - 7:30 PM**

**5 Weeks: June 30 - July 28**

In this beginner-level course students will learn the software and principles to make animation. No computer literacy being necessary. Students will animate the classic ball bounce, elements effects, character walk cycles and more! No prior animation experience is necessary, though students must have access to the program Adobe Animate. Drawing tablets are not required but strongly recommended. Both adults & teens are welcomed to register.

**\$185.00**

## ***From Sunset to Twilight: Photographing Golden Light to Blue***

Bruce Dunbar

**Monday | 10:30 AM - 12:00 PM**

**4 Weeks: July 05 - July 26**

In this 4 week online course students will learn the basics of light as well as consider the aesthetics of different colors of light and the impact on the photographic image. The Golden Hour, Sunsets, the Blue Hour and Night/Low light photography will be addresses. Class sessions will consist of student critiques of assignments, analysis and critique of well-known photographers and techniques and tips for shooting under these different light conditions. This class is open to smartphone camera users and DSLR camera users.

**\$130.00**



## **Summer Pastels**

Lisa Arnold

**Wednesday | 10:00 AM - 12:30 PM**

**4 Weeks: July 07 - July 28**

Working in pastel gives you many things; freedom, bright colors, and the medium lends itself to bold and relaxed markings. It's forgivable; you can experiment with different techniques and get strong results. Pastels are not just about rendering tight little pieces; they are wonderful for summer vegetables, flowers and more. This is an online class via Zoom. Demos will be given by the instructor.

**\$150.00**

## **BEACHCOMBER: Journaling in Watercolor & Mixed Media with Nancy**

Nancy McTague-Stock

**Thursday | 10:30 AM - 11:30 AM**

**5 Weeks: July 22 - August 19**

Learn how to take your watercolor journal on the road with you this summer! Use it to create artwork and family memories during the hot days of summer! If you have never used a variety of media in tandem with one another, this will be a fun and informative course as you discover the virtues of each. We will use watercolor, colored pencil and pen ink as you take your summer journeys to the seashore and beyond, using your discoveries as your muse. Join in the fun from your home, porch, terrace or the beach via ZOOM!



**\$150.00**

## **Documenting Our Days During a Pandemic**

Luciana McClure

**Wednesday | 6:00 PM - 7:00 PM**

**5 Weeks: July 28 - August 25**

The current COVID-19 crisis has brought forced isolation and social distancing, striking at our core principles of humanity, outreach, and unity. We are, after all, the defining school and museum for concerned photography in all its forms. Photography has been historically utilized as a form of documentation, storytelling, recording time as we relive or imagine those moments. How are we to picture the current situation? What can be photographed? What does the absence of intimacy look like? What does loneliness look like? Students in this online class will develop a body of work, a narrative of their lives during these challenging times, while learning about the history of photography as a tool for documentation during a pandemic.

**\$110.00**



## ***Watercolor Flowers***

Lisa Arnold

**Wednesday | 10:00 AM - 12:30 PM**

**4 Weeks: August 04 - August 25**

Enjoy the beauty of fresh flowers as you study them and paint their likeness. Watercolors are perfect for all things natural. Painting techniques will cover washes, dry brush, color mixing and more. Use earth tones and the brightest of colors as you explore. This is an online class via Zoom. Demos will be given by the instructor.

**\$150.00**

## **ADULT ONLINE WORKSHOPS**



## ***Understanding Abstraction with Matthew Shelley***

Matthew Shelley

**Thursday | 7:00 PM - 9:00 PM**

**1 Day: August 05**

This single session lecture will familiarize students with the history of abstraction and cover some of the general issues that abstract artists work with. The presentation will be casual and encourages frequent questions and discussion. This lecture is perfect for artists who would like to learn more about abstraction, or for anyone who appreciates abstract art, but is still unsure of what it all means.

**\$40.00**

## ***A Brief History of Modernism with Matthew Shelley***

Matthew Shelley

**Thursday | 7:00 PM - 9:00 PM**

**1 Day: August 26**

This is a single session lecture workshop that will cover the influences and ideas that shaped art over the 20th century. The presentation will begin with early modernism and end with the artwork of the mid-1970's. This is an open presentation that will encourage questions and group discussion. This class is ideal for anyone looking to establish a basic understanding of what modern art is, how it came to be, and why we still care about it.

**\$40.00**



## ***The Magical World of Smartphone Infrared Photography***

Susanne Brandt

**Saturday | 9:30 AM - 11:30 AM**

**1 Day: August 28**

This online course will focus on using your smartphone to capture Infrared photographs. Participants will be introduced to the Magical World of "Unseen Light" as Infrared wavelengths are not visible to the naked eye. Infrared photography has a surreal and dream-like quality unlike traditional photography. Instruction will be given on how to acquire and install an infrared filter on your smartphone. An iPhone 7+ or greater will work for this infrared technique. This process also works with the Android line of phones, however this course will be taught using the iPhone as the artistic medium. This is a surprisingly cost-effective way to capture and enjoy the unique images achievable with infrared photography. The infrared filter can be easily attached and removed from your smartphone. We will also review an alternative method of capturing Infrared style images utilizing a smartphone App which does not require the use of a filter. During this class you will learn how an Infrared camera captures photographs of landscapes, architecture, still life, nature and the human form. Demonstrations will be given on how to capture photographs utilizing the filter as well as processing and editing the photographs. This workshop will be held over the zoom video Platform.

**\$70.00**



# Silvermine

**Silvermine Arts Center**  
**1037 Silvermine Rd, New Canaan, CT 06840**  
**203.966.6668 x2**



[@silvermineartscenter](https://www.facebook.com/silvermineartscenter)



[@silvermine\\_arts\\_center](https://www.instagram.com/silvermine_arts_center)



[@SilvermineArts](https://twitter.com/SilvermineArts)